


I N T O O U T

# NATURE & BEAUTY

SERIES



**SIYATONE**  
BY SIYARAM

# WELCOME TO

Siyatone Global Pvt Ltd

**Founded in 1998**, Siyatone has emerged as a pioneering force in the flooring industry. Its headquarters, advanced manufacturing facilities, and research labs are strategically located in Morbi, India.

Specializing in porcelain and ceramic tiles, Siyatone combines innovative designs with unmatched durability. Supported by **1,250 employees and 8 state-of-the-art minerals, ink, and tile production facilities**, Siyatone achieved a remarkable turnover of **\$146 million in 2023**.

As a trusted leader, Siyatone blends expertise, sustainability, and excellence to meet global demands and shape the future of the flooring industry.



# SIYATONE

BY SIYARAM



More Than  
110k Sq. Mtr.



27+ Year  
Of Experience



More Than  
1250+ Employee



5 Unit Ceramic and  
3 Unit Minerals



52+ Country  
Served



Worldwide  
Customers

LIFE IN EVERY  
CORNER

# हर कोने में जिंदगी

Siyatone brings life to every corner of your space. From walls to floors, our tiles are designed to infuse vibrancy, elegance, and durability into every nook, turning houses into homes and spaces into experiences.



TRANSFORMING SPACES, BREATHING LIFE

BALANCE  
NATURE &  
BEAUTY  
WITH BLUEART



**FULL  
BODY**

VITRIFIED TILES





#### AVAILABLE FORMAT



600 x 600 mm



600 x 1200 mm

#### SHAPE CUSTOMIZE



ANTI SLIP

FULL BODY



#### Sandy Series Light Color



BIANCO



CREMA




BUTTER




BEIGE



DOVE



MOCHA




MIST



PEARL


#### Sandy Series Dark Color




NERO



COPPER



CHOCO




KOTA




VERDE

#### Sandy Series Special Color



WHITE

#### Sandy Series S Special Color



BLACK



## APPLICATIONS



URBAN  
CANTERS




RESIDENTIAL  
CENTRES



KITCHENS



HOSPITALS



SPORT  
CENTRES



HOUSES  
INDOOR



CLINICAL



BATHROOMS




SPAS




SHOPPING  
PLACES



EXTRENAL  
WALL COVERING




TRAFFIC  
AREAS




OUTDOOR



CENTRES FOR  
CHILDHOOD



SCHOOLS



## **Solid**

Solid, strong and uniform, it maintains its appearance even in the event of extreme wear and damage.



## **Safe, Clean, Fireproof**

Sanitisable, resistant to acid, easy to clean, does not burn and does not release harmful substances




## **Highly Sustainable**


Porcelain stoneware reduced with maximum respect for the environment and for workers. Long-lasting and recyclable.



**SANDY MIST**



Light **Series**



FORMAT

600 x  
600 mm

600 x  
1200 mm

Surface  
**Satin / Polish**





**SANDY MIST**

Available Surface  
Satin / Polish



Floor  
Tiles



Wall  
Tiles



Gloss  
Finish



Matt  
Finish



Water  
Proof







Floor  
Tiles



Wall  
Tiles



Gloss  
Finish



Matt  
Finish

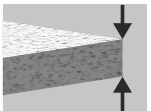


Water  
Proof

**SANDY MOCHA**



**Light Series**



Thickness  
In mm

**9**

**FORMAT**

600 x  
600 mm

600 x  
1200 mm

**Surface**

**Satin / Polish**







**SANDY MOCHA**

Available Surface  
**Satin / Polish**



Floor  
Tiles



Wall  
Tiles



Gloss  
Finish



Matt  
Finish




Water  
Proof

**SANDY**  
SERIES



**SANDY BUTTER**

Light **Series**



FORMAT

600 x  
600 mm

600 x  
1200 mm

Surface  
**Satin / Polish**






**SANDY BUTTER**



## SANDY DOVE

### Light Series




#### FORMAT

600 x  
600 mm

600 x  
1200 mm

#### Surface

**Satin / Polish**







**SANDY DOVE**





Floor  
Tiles



Wall  
Tiles



Gloss  
Finish



Matt  
Finish

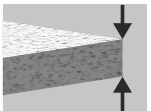


Water  
Proof

**SANDY CREMA**



**Light Series**



Thickness  
In mm

**9**

**FORMAT**

600 x  
600 mm

600 x  
1200 mm

**Surface**

**Satin / Polish**







**SANDY CREMA**





Floor  
Tiles



Wall  
Tiles



Gloss  
Finish




Matt  
Finish



Water  
Proof

## SANDY BEIGE

### Light Series



#### FORMAT

600 x  
600 mm

600 x  
1200 mm

#### Surface

**Satin / Polish**








HOLIDAY  
RESORTS

**SANDY BEIGE**



**SANDY BIANCO**

**Light Series**



**FORMAT**

600 x  
600 mm

600 x  
1200 mm

**Surface**  
**Satin / Polish**





**SANDY BIANCO**

Available Surface  
Satin / Polish



Floor  
Tiles



Wall  
Tiles



Gloss  
Finish



Matt  
Finish



Water  
Proof





Floor  
Tiles



Wall  
Tiles



Gloss  
Finish




Matt  
Finish

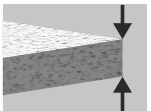


Water  
Proof

# SANDY PEARL



## Light Series



Thickness  
In mm

**9**

## FORMAT

600 x  
600 mm

## Surface

**Satin / Polish**





**SANDY PEARL**

Available Surface  
**Satin / Polish**



Floor  
Tiles



Wall  
Tiles



Gloss  
Finish



Matt  
Finish



Water  
Proof

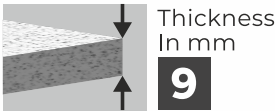




**SANDY NERO**



**Dark Series**



**FORMAT**

600 x  
600 mm

600 x  
1200 mm

**Surface**  
**Satin / Polish**





**SANDY NERO**

Available Surface  
Satin / Polish



Floor  
Tiles



Wall  
Tiles



Gloss  
Finish



Matt  
Finish



Water  
Proof





Floor  
Tiles



Wall  
Tiles



Gloss  
Finish



Matt  
Finish




Water  
Proof

## SANDY CHOCO



### Dark Series



### FORMAT

600 x  
600 mm

600 x  
1200 mm

Surface  
**Satin / Polish**





**SANDY CHOCO**

Available Surface  
Satin / Polish



Floor  
Tiles



Wall  
Tiles



Gloss  
Finish



Matt  
Finish




Water  
Proof





**SANDY COPPER**

**Dark Series**



**FORMAT**

600 x  
600 mm

600 x  
1200 mm

**Surface**  
**Satin / Polish**







**SANDY COPPER**





Floor  
Tiles



Wall  
Tiles



Gloss  
Finish




Matt  
Finish



Water  
Proof

## SANDY KOTA

### Dark Series



#### FORMAT

600 x  
600 mm

600 x  
1200 mm

#### Surface

**Satin / Polish**







## SANDY KOTA

Available Surface  
Satin / Polish



Floor  
Tiles



Wall  
Tiles



Gloss  
Finish



Matt  
Finish




Water  
Proof


**SANDY**  
SERIES



**SANDY VERDE**



**Dark Series**



**FORMAT**

600 x  
600 mm

600 x  
1200 mm

**Surface**  
**Satin / Polish**





**SANDY VERDE**

Available Surface  
**Satin / Polish**



Floor  
Tiles



Wall  
Tiles



Gloss  
Finish



Matt  
Finish



Water  
Proof





Floor  
Tiles



Wall  
Tiles



Gloss  
Finish




Matt  
Finish



Water  
Proof

## SANDY WHITE

### Special Series



### FORMAT

600 x  
600 mm

600 x  
1200 mm

### Surface

**Satin / Polish**







**SANDY WHITE**





Floor  
Tiles



Wall  
Tiles



Gloss  
Finish




Matt  
Finish



Water  
Proof

## SANDY BLACK

### Super Special Series




#### FORMAT

600 x  
600 mm

600 x  
1200 mm

#### Surface

**Satin / Polish**





## SANDY BLACK

Available Surface

Satin / Polish



Floor  
Tiles



Wall  
Tiles



Gloss  
Finish



Matt  
Finish



Water  
Proof


**SANDY**  
SERIES



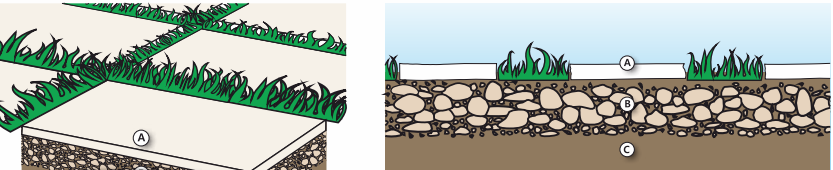
# Direct Installation On Grass

Ideal for: Gardens, gazebos, walkways.

- 1- Remove the soil below the area where the sheet will be laid to a thickness of about 5-6 cm
- 2- apply gravel to a thickness of about 3-4 cm and compact the foundation
- 3- Rest the sheets - with at least 1 cm of gap - on the gravel bed and use a rubber hammer to eliminate any unevenness.



# Installation On Gravel And Sand



LAYING DIRECTLY ON GRASS

Laying With Close Joints



Laying With Close Joints

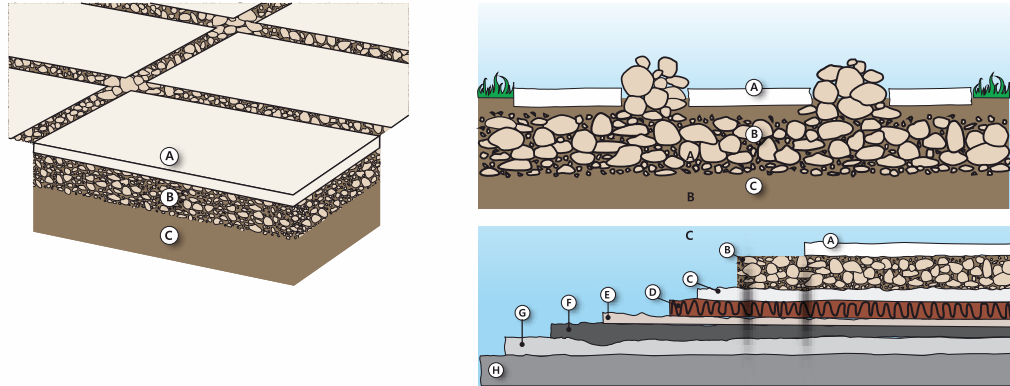


- A. Tile
- B. Fine gravel or sandy laying bed
- C. Ground

# Installation On Gravel And Sand

Ideal for: gardens, patios, courtyards, pedestrian walkways, beach resorts, perimeter areas in pools.

- 1- Compact the level of the resting layer (sand or gravel)
- 2- Lay the sheet on the bed of gravel or sand, maintaining a minimum gap of 1 cm or wider
- 3- Use a rubber hammer to eliminate any unevenness
- 4- Fill in the joints between the sheets with gravel or sand to provide greater stability to the surface



- A. Tile
- B. Fine gravel or sandy laying bed
- C. Concrete screed (may include electro welded mesh)
- D. Reinforcement layer
- E. Concrete screed
- F. Loose stone foundation (gravel)
- G. Soil

# TECHNICAL SPECIFICATION

TECHNICAL DETAILS	STANDARD AS PER ISO-13006/EN176 GROUP Bla	MEAN VALUE OF OUR FULL BODY VITRIFIED TILES	METHOD OF TEST
Deviation In Length & Width	±0.60%	±0.10%	ISO-10545-2
Deviation In Thickness	±5.00%	±2.00%	ISO-10545-2
Straightness Of Sides	±0.50%	±0.10%	ISO-10545-2
Rectangularity	±0.60%	±0.10%	ISO-10545-2
Surface Flatness	±0.50%	±0.10%	ISO-10545-2
Glossiness	Gloss Meter	Min. 90%	Glossmeter
Water Absorption	≤0.50%	E≤0.05%	ISO-10545-3
Breaking Strength	1300 N	2000 N	ISO-10545-4
Abrasion Resistance	Max. 175mm <sup>3</sup>	Max. 145mm <sup>3</sup>	ISO-10545-6
Moh's Hardness	Min. 6	≥ 6*	EN 101
Frost Resistance	Frost Proof	Frost Proof	ISO-10545-12
Thermal Shock	No Damage	No Damage	ISO-10545-9
Moisture Expansion	Nill	Nill	ISO-10545-10
Thermal Expansion	<9x10 <sup>-6</sup>	≥ 6 x 10 <sup>-6</sup>	ISO-10545-8
Resistance of House Hold Chemical	No Damage	No Damage	ISO-10545-13
Stain Resistance	Resistance	Resistance	ISO-10545-14
Slip Resistance (friction Co Efficient)	> 0.40	> 0.40	ISO-10545-17

**DISCLAIMER :** Icon reserves the right to delete & amend either totally or partially, any of the colors, shapes, sizes, references and other technical specifications contained in this catalogue at anytime. The colors of tiles shown in this catalogue are purely illustrative and limited to printing process. Please refer actual sample before final selection. The details of sizes, colors and references should be verified for typographical errors.

# PACKING DETAILS

	SIZE	Pcs. / Box	Weight / Box (Approx.)		Coverage Area / Box	
			Matt	Polished		
FULL BODY	600 x 1200 mm	2 pcs.	27.5-28 Kg	26-26.5 Kg	15.5 / Sq. Feet	1.44 / Mtr <sup>2</sup>
	600 x 600 mm	4 pcs.	29.5-30 Kg	27-27.5 Kg	15.5 / Sq. Feet	1.44 / Mtr <sup>2</sup>





**Thank You**



**SIYATONE GLOBAL PVT LTD**

Regd.Office : Survey No. 105/1 P2,  
Opp. Intel Vitrified, Jambudiya,  
Morbi - 363 642.

**CIN : U46909GJ2024PTC156431**

Call on : +91 75740 74011  
Email : [info@siyatone.com](mailto:info@siyatone.com)